

## Modular Preparation 600 mm Ambient Unit with 1 Hinged Door

ITEM # \_\_\_\_\_

MODEL # \_\_\_\_\_

NAME # \_\_\_\_\_

SIS # \_\_\_\_\_

AIA # \_\_\_\_\_



121815 (TERP6)

Ambient Unit with 1 hinged  
door, 600mm

### Short Form Specification

#### Item No. \_\_\_\_\_

Constructed entirely in 304 AISI stainless steel. Front and rear longitudinal stainless steel c-channel reinforcement. Internal and external side panels with sound deadening reinforcements to strengthen structure. Door incorporates a sound deadening internal panel and is fitted with 304 AISI stainless steel hinges allowing an opening of 180° degrees. 150mm height-adjustable (0/+90mm) oversized feet (65x65mm) can be removed for masonry installation. 45° degree internal side corner junction system. 304 AISI middle shelf, with inner double fold to eliminate gaps between sides and back, height-adjustable in 3 positions with a stainless steel support to avoid twisting.

### Main Features

- Masonry installation possible by simply removing feet.
- Extremely easy to clean thanks to the smooth edges.

### Construction

- Made in 304 AISI CrNi 18/10 stainless steel with Scotch Brite finish.
- Front and rear lengthwise stainless steel c-channel reinforcement, 15/10 (16 gauges).
- Internal sides supporting the structure to have 45° degrees internal side corners junction system.
- 30 mm high middle-shelf in AISI 304 stainless steel, height-adjustable in 3 positions, with inner double fold to eliminate gaps between sides and back.
- Sound deadening reinforcements between internal and external side panels to strengthen structure.
- Mounted on 150 mm height adjustable (0/+90 mm) oversized (65x65 mm) feet.
- Hinged door with sound deadening internal panels, fitted with 304 AISI stainless steel hinges on the inner sides, allows a 180° degree opening.

### Optional Accessories

- Stainless steel plinth, 600mm PNC 855822 ☐
- Stainless steel plinth for end elements, 700mm depth PNC 855837 ☐

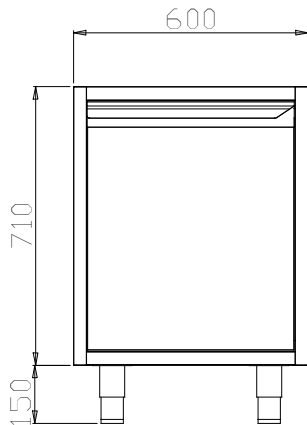
APPROVAL: \_\_\_\_\_



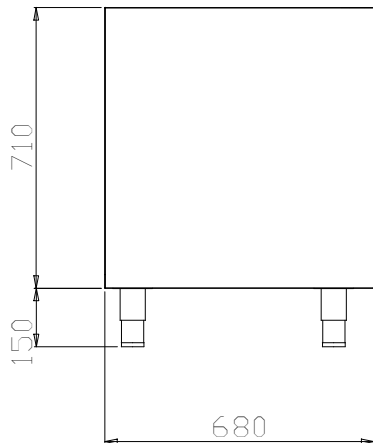
**Electrolux**  
PROFESSIONAL

## Modular Preparation 600 mm Ambient Unit with 1 Hinged Door

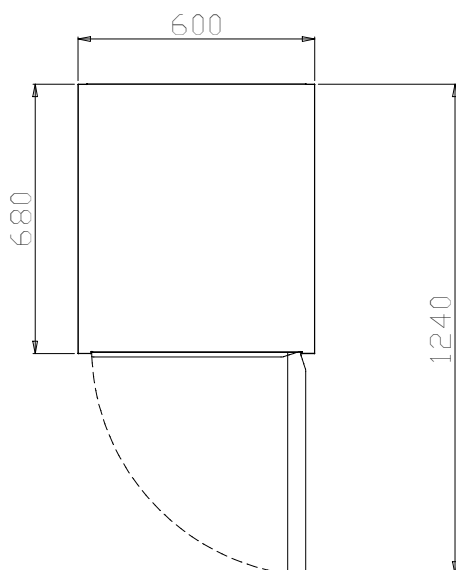
Front



Side



Top



### Key Information:

Cabinet width:	
121815 (TERP6)	530 mm
Cabinet depth:	645 mm
Cabinet height:	620 mm
N° of doors:	1
Door Type:	Hinged
External dimensions, Width:	600 mm
External dimensions, Depth:	680 mm
External dimensions, Height:	860 mm
Net weight:	12 kg

Modular Preparation  
600 mm Ambient Unit with 1 Hinged Door

The company reserves the right to make modifications to the products without prior notice. All information correct at time of printing.

2025.04.25